

Zhengyu Wheel Group

Gongka Heavy Industry Machinery (Shandong) Co.,Ltd

OTR WHEEL RIMS | AGRICULTURAL WHEEL RIMS | FORKLIFT WHEEL RIMS

23+ YEARS of experience in **WHEEL** manufacturing

CONSTRUCTION WHEELS

EXCAVATOR WHEEL



EXCAVATOR WHEEL	NO.	Wheel Size	Tyre Size	Structure	Tube/Tubeless
	1	6.5-20	7.50-20	2PCS	Tube
	2	7.0-20	9.00-20	2PCS	Tube
	3	7.50V-20	10.00-20	2PCS	Tube
	4	7.5-20	10.00-20	2PCS	Tube
	5	20-7.5/1.7	10.00-20	3PCS	TUBELESS
	6	8.00TG-20	11.00-20	2PCS	Tube
	7	8.5-20	11.00-20	2PCS	Tube

LOADER WHEEL



LOADER WHEEL	NO.	Wheel Size	Tyre Size	Structure	Tube/Tubeless
	1	24.00-11.75	16.00-24	3PCS	Tube/Tubeless
	2	25-14.00/1.5	17.5-25	3PCS	Tube/Tubeless
	3	25-13.00/2.5	18.00-25	3PCS	Tube/Tubeless
	4	25-17.00/2.0	20.5-25	3PCS	Tube/Tubeless
	5	25-15.00/3.0	21.00-25	5PCS	Tube/Tubeless
	6	25-19.50/2.5	23.5-25	3PCS	Tube/Tubeless
	7	25-22.00/3.0	26.5-25	5PCS	Tube/Tubeless
	8	25-24.00/3.0	30.0-25	5PCS	Tubeless
	9	29-25.0/3.5	29.5-29	5PCS	Tubeless

MOTOR GRADER WHEEL



MOTOR GRADER WHEEL	NO.	Wheel Size	Tyre Size	Structure	Tube/Tubeless
	1	24-10.00	14.00-24	3PCS	Tube/Tubeless
	2	24x10	12.00-24	1PCS	Tubeless
	3	25x10	13.00-25	1PCS	Tubeless
	4	25x12	15.5-25	1PCS	Tubeless
	5	25x13	17.5-25	1PCS	Tubeless
	6	25x14	17.5-25	1PCS	Tubeless
	7	25-14.00/1.5	17.5-25	3PCS	Tube/Tubeless
	8	25-17.00/2.0	20.5-25	3PCS	Tube/Tubeless
	9	26x16A	18.4-26	1PCS	Tubeless
	10	26x16A	28-26	1PCS	Tubeless

ROAD ROLLER WHEEL



ROAD ROLLER WHEEL	NO.	Wheel Size	Tyre Size	Structure	Tube/Tubeless
	1	9.0-20	12.00-20	2PCS	Tube
	2	20-10.0/1.7	14.00-20	3PCS	Tubeless
	3	20-11.25/2.0	16.00-20	3PCS	Tube/Tubeless
	4	25-17.00/2.0	20.5-25	3PCS	Tube/Tubeless
	5	26-20.00/1.2	23.1-26	3PCS	Tube/Tubeless

CRANE WHEEL



CRANE WHEEL	NO.	Wheel Size	Tyre Size	Structure	Tube/Tubeless
	1	25x14.00	17.5-25	1PCS	Tubeless
	2	25-15.00/3.0	21.00-25	5PCS	Tubeless
	3	25-17.00/1.7	20.5-25	3PCS	Tubeless
	4	25-17.00/2.0	20.5-25	5PCS	Tubeless
	5	25-19.50/2.5	23.5-25	3PCS	Tubeless
	6	25-19.50/2.5	23.5-25	5PCS	Tubeless
	7	25-22.00/3.0	26.5-25	3PCS	Tubeless
	8	25-22.00/3.0	26.5-25	5PCS	Tubeless
	9	25-24.00/3.0	30.0-25	5PCS	Tubeless
	10	25-25.00/3.5	29.5-25	3PCS	Tubeless
	11	25-25.00/3.5	29.5-25	5PCS	Tubeless

MOBILE LIFTER WHEEL




MOBILE LIFTER WHEEL	NO.	Wheel Size	Tyre Size	Structure	Tube/Tubeless
	1	14.5x7	9-14.5	1PCS	Tubeless
	2	16.5x8.25	10-16.5	1PCS	Tubeless
	3	16.5x9.75	12-16.5	1PCS	Tubeless
	4	17.5x10.5	14-17.5	1PCS	Tubeless
	5	16.5x11.75	385/65D19.5(15-19.5)	1PCS	Tubeless
	6	22.5x13	445/65D12.5(18-22.5)	1PCS	Tubeless
	7	24.5x11.75	335/55D625(14-24.5)	1PCS	Tubeless
	8	28x13	385/45-28	1PCS	Tubeless
	9	24.5x13	385/50D625(15-625)	1PCS	Tubeless
	10	28x15	455/50D710(18-710)	1PCS	Tubeless
	11	20x11	315/55D20	1PCS	Tubeless
	12	22.5x13	39x15-22.5	1PCS	Tubeless
	13	20x14	840x15.5-510	1PCS	Tubeless
	14	17.5x6.75	240/55D17.5	1PCS	Tubeless
	15	15x10	26x12D380	1PCS	Tubeless

MINING WHEEL RIMS



MINING WHEEL RIMS	NO.	Wheel Size	Tyre Size	Structure	Tube/Tubeless
	1	15-9.75/1.5	355/65-15	3PCS	Tubeless
	2	20-10.00/1.7	14.00-20	3PCS	Tubeless
	3	24-10.00/2.0	14.00-24	3PCS	Tubeless
	4	25-10.00/2.0	14.00-25	5PCS	Tubeless
	5	25-11.25/2.0	16.00-25	5PCS	Tubeless
	6	25-13.00/2.0	18.00-25	5PCS	Tubeless
	7	26-19.5/2.5	23.5-25	5PCS	Tubeless
	8	27-23.5/2.5	57x25-27	5PCS	Tubeless
	9	29-17.00/3.5	24.0-29	5PCS	Tubeless
	10	26-22.00/3.0	26.5-29	5PCS	Tubeless
	11	29-25.00/3.5	29.5-29	5PCS	Tubeless
	12	33-13.00/3.5	18.00-33	5PCS	Tubeless
	13	34-16.00/1.5	55x19.00-34	5PCS	Tubeless
	14	35-15.00/3.5	21.00-35	5PCS	Tubeless
	15	35-17.00/3.5	24.00-35	5PCS	Tubeless
	16	49-19.5/4.0	27.00-49	5PCS	Tubeless
	17	51-26.00/5.0	36.00-51	5PCS	Tubeless
	18	57-47.00/0.0	60/85-57	5PCS	Tubeless
	19	63-41.00/5.0	41.00-63	5PCS	Tubeless

AGRICULTURAL WHEEL RIMS



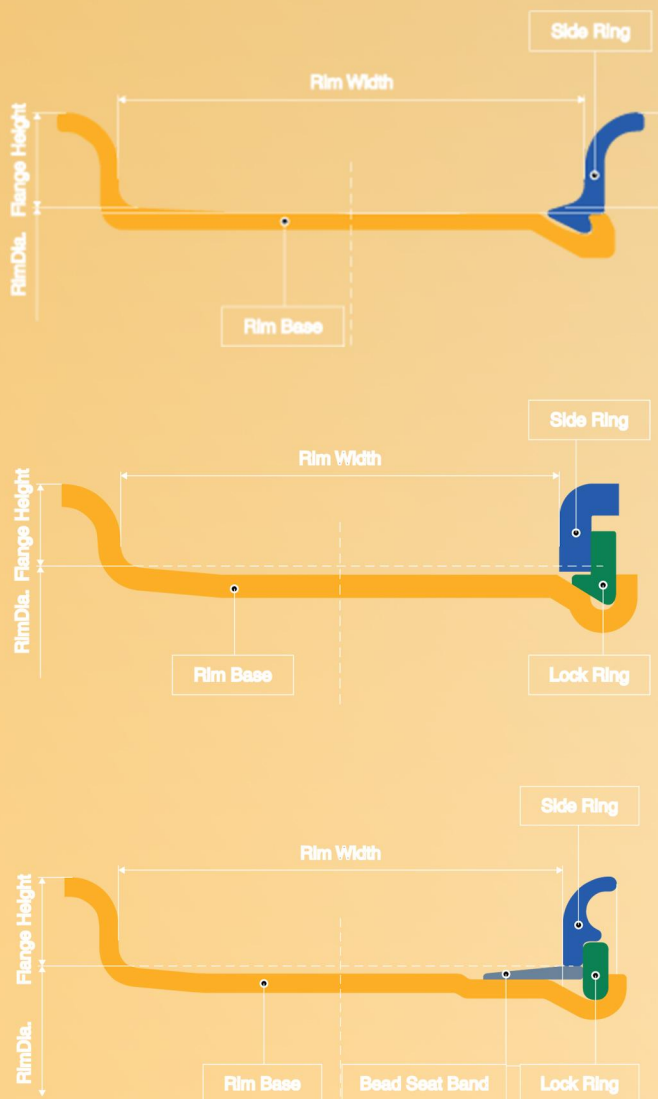
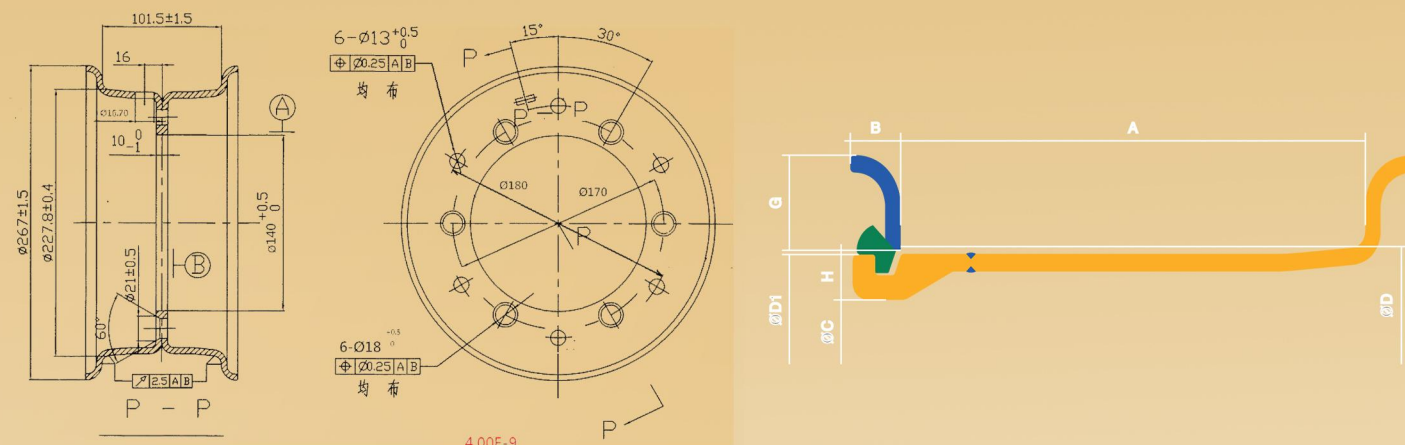
直径 Diameter	尺寸 Wheel Size	TU/TL	结构 Structure	Type	轮胎尺寸 Tire Size	应用车型 Application Vehicle
12	12x3.00D	TL	1pc	N	4.00-12	Tractor
12	12x4.50E	TL	1pc	N	6.00-12	Tractor
12	12x10.50I	TL	1pc	N	23x12.50-12	Farm implement
14	14x4.1/2J	TL	1pc	N	6.00-14	Tractor
15	15x4.00E	TL	1pc	N	5.00-15	Tractor
15	15x6LB	TL	1pc	N	7.5L-15	Farm implement
15	15x7JA	TL	1pc	N	8.50-15NHS	Farm implement
15	15x8LB	TL	1pc	N	11L-15	Farm implement
15	15x10LB	TL	1pc	N	12.5L-15	Farm implement
15.3	15.3x9.00	TL	1pc	N	10.0-15.3 or 11.5-15.1	Farm implement
15.5	15.5xAG13.00	TL	1pc	N	400/60-15.5	Farm implement
16	16x3.00D	TL	1pc	N	4.00-16	Tractor
16	16x4.00E	TL	1pc	N	5.50-16	Tractor
16	16x4.50E	TL	1	N	6.00-16	Tractor
16	16x5.0F	TL	1	N	6.50-16	Tractor
16	16x5.5F	TL	1	N	7.50-16	Tractor
16	16x5.5K	TL	1	N	7.50-16	Tractor
16	16x6.0K	TL	1	N	7.50-16	Tractor
16	16x6LB	TL	1	N	9.00-16	Tractor
16	16x8LB	TL	1	N	10.00-16	
16	16xW8	TL	1	N	9.5-16	Tractor
16	16x10LB	TL	1	N	11.00-16	Farm implement
16.5	16.5x8.25	TL	1	N	10-16.5	Tractor
16.5	16.5x9.75	TL	1	N	12-16.5	Tractor
16.5	16.5x12.00	TL	1	N	15.5-16.5	Farm implement
16.1	16.1xW11C	TL	1	N	13.6-16.1	Farm implement
16.1	16.1xW14C	TL	1	N	16.9-16.1	Farm implement
16.1	16.1xW16C	TL	1	N	18.4-16.1	Farm implement
16.1	16.1xW18C	TL	1	N	20.8-16.1	Farm implement
17	17x13.00	TL	1	N	15.0/55-17	Farm implement
17	17x16.00	TL	1	N	19.0/45-17	Farm implement
17.5	17.5x6.75	TL	1	N	8.5R17.5	Tractor
18	18xW9	TL	1	N	11.2-18	Tractor
18	18xW9	TL	1	N	11.2-18	Farm implement
18	18xD9K	TL	1	N	10.5-18	Tractor
18	18xD9K	TL	1	N	10.5-18	Farm implement
19.5	19.5x6.75	TL	1	N	245/70R19.5	Farm implement
19.5	19.5x7.50	TL	1	N	285/70R19.5	Farm implement
19.5	19.5x8.25	TL	1	N	285/70R19.5	Farm implement
19.5	19.5x8.25	TL	1	N	285/70R19.5	Farm implement
19.5	19.5x11.75	TL	1	N	365/40R19.5	Farm implement
19.5	19.5x13.00	TL	1	N	445/65R19.5	Farm implement
19.5	19.5x14.00	TL	1	N	445/45R19.5	Farm implement
20	20x5.5F	TL	1	N	7.50-20	Tractor
20	20x6.00F	TL	1	N	7.50-20	Tractor
20	20xW7	TL	1	N	8.30-20	Tractor
20	20xW8	TL	1	N	9.50-20	Tractor
20	20xW13	TL	1	N	14.9-20	Farm implement
20	20x13.00	TL	1	N	15.5-20	Farm implement
20	20x14L	TL	1	N	14.9-20	Farm implement

20.5	20.5x14.00	TL	1	N	16.9-20.5	Farm implement
22.5	22.5x7.50	TL	1	N	R22.5 255/70R22.5	Farm implement
22.5	22.5x8.25	TL	1	N	265/70R22.5 275/60R	Farm implement
22.5	22.5x9.00	TL	1	N	285/70R22.5 295/60R22.5 315/60R22.5	Farm implement
22.5	22.5x11.75	TL	1	N	2.5 375/80R22.5 385	Farm implement
22.5	22.5x12.25	TL	1	N	405/70R22.5	Farm implement
22.5	22.5x13.00	TL	1	N	425/65R22.5	Farm implement
22.5	22.5x14.00	TL	1	N	5/65R22.5 445/65R2	Farm implement
22.5	22.5x16.00	TL	1	N	10/60-22.5 550/60-22	Farm implement
22.5	22.5xAG20.00	TL	1	N	600/50-22.5	Farm implement
22.5	22.5xAG24.00	TL	1	N	700/40-22.5	Farm implement
24	24xW8	TL	1	N	9.50-24	Tractor
24	24xW10	TL	1	N	11.2-24	Tractor
24	24xW12	TL	1	N	13.6-24	Tractor
24	24xW13	TL	1	N	14.9-24	Tractor
24	24xDW14	TL	1	N	15-24	Tractor
24	24xW15L	TL	1	N	16.9-24	Tractor
24	24xDW17	TL	1	H	19.5L-24	Tractor
24	24xW18L	TL	1	N	20.4-24	Tractor
24	24xDW20	TL	1	N	23.1-24	Farm implement
25	25-36/1.5	TL	3	O	66x44.00-25	Farm implement
26	26xW13	TL	1	N	14.9-26	Tractor
26	26xDW20A	TL	1	N	23.1-26	Tractor
26	26xDW25A	TL	1	N	28L-26	Tractor
26.5	26.5xAG16.00	TL	1	N	500/55-26.5	Farm implement
26.5	26.5xAG20.00	TL	1	N	600/55-26.5	Farm implement
26.5	26.5xAG24.00	TL	1	N	700/50-26.5	Farm implement
26.5	26.5xAG28.00	TL	1	N	800/45-26.5	Farm implement
28	28xW10	TL	1	N	11.2-28	Tractor
28	28xW11	TL	1	N	12.4-28	Tractor
28	28xW12	TL	1	N	13.6-28	Tractor
28	28xW13	TL	1	N	14.9-28	Tractor
28	28xW14L	TL	1	N	15.5-28	Tractor
28	28xW15L	TL	1	N	16.9-28	Tractor
30	30xW12	TL	1	N	13.6-30	Tractor
30	30xW12	TL	1	N	13.6-30	combine harvester
30	30xDW12	TL	1	N	13.6-30	Tractor
30	30xDW12	TL	1	N	13.6-30	combine harvester
30	30xW13	TL	1	N	14.9-30	Tractor
30	30xW13	TL	1	N	14.9-30	combine harvester
30	30xW14	TL	1	N	15.5-30	Tractor
30	30xW14	TL	1	N	15.5-30	combine harvester
30	30xDW14	TL	1	N	15.5-30	Tractor
30	30xW15L	TL	1	N	16.9-30	Tractor
30	30xW15L	TL	1	N	16.9-30	combine harvester
30	30xW15L	TL	1	N	16.9-30	combine harvester
30	30xW16L	TL	1	N	18.4-30	Tractor
30	30xW16L	TL	1	N	18.4-30	combine harvester
30	30xDW16	TL	1	N	18.4-30	Tractor
30	30xDW16	TL	1	N	18.4-30	combine harvester
30	30xDW20	TL	1	N	23.1-30	Tractor
30	30xDW20	TL	1	N	23.1-30	combine harvester

30.5	30.5xAG20.00	TL	1	N	650/65-30.5	Farm implement
30.5	30.5xAG24.00	TL	1	N	750/60-30.5	Farm implement
30.5	30.5xAG28.00	TL	1	N	850/50-30.5	combine harvester
32	32xW8	TL	1	N	9.5-32	Tractor
32	32xW8	TL	1	N	9.5-32	combine harvester
32	32xW10	TL	1	N	11.2-32	Tractor
32	32xW10	TL	1	N	11.2-32	combine harvester
32	32xW11	TL	1	N	12.4-32	Tractor
32	32xW11	TL	1	N	12.4-32	combine harvester
32	32xDW11	TL	1	N	12.4-32	Tractor
32	32xDW11	TL	1	N	12.4-32	combine harvester
32	32xW12	TL	1	N	13.6-32	Tractor
32	32xW12	TL	1	N	13.6-32	combine harvester
32	32xDW12	TL	1	N	13.6-32	Tractor
32	32xDW12	TL	1	N	13.6-32	combine harvester
32	32xDW20	TL	1	N	23.1-32	Tractor
32	32xDW20	TL	1	N	23.1-32	combine harvester
32	32xDW21A	TL	1	N	24.5-32	Tractor
32	32xDW21A	TL	1	N	24.5-32	combine harvester
32	32xDW21A	TL	1	N	24.5-32	combine harvester
32	32xDW27A	TL	1	N	30.5-32	Tractor
32	32xDW27A	TL	1	N	30.5-32	combine harvester
34	34xW14L	TL	1	N	16.9-34	Tractor
34	34xW14L	TL	1	N	16.9-34	combine harvester
34	34xW14L	TL	1	N	16.9-34	combine harvester
34	34xDW14	TL	1	N	16.9-34	Tractor
34	34xDW14	TL	1	N	16.9-34	combine harvester
34	34xW15L	TL	1	N	16.9-34	Tractor
34	34xW15L	TL	1	N	16.9-34	combine harvester
34	34xDW15L	TL	1	N	16.9-34	Tractor
34	34xDW15L	TL	1	N	16.9-34	combine harvester
34	34xW16L	TL	1	N	18.4-34	Tractor
34	34xW16L	TL	1	N	18.4-34	combine harvester
34	34xDW16	TL	1	N	18.4-34	Tractor
34	34xDW16	TL	1	N	18.4-34	combine harvester
34	34xW18L	TL	1	N	20.8-34	Tractor
34	34xW18L	TL	1	N	20.8-34	combine harvester
34	34xDW20	TL	1	N	23.1-34	Tractor
34	34xDW20	TL	1	N	23.1-34	combine harvester
36	36xW10	TL	1	N	11.2-36	Tractor
36	36xW10	TL	1	N	11.2-36	combine harvester
36	36xW11	TL	1	N	12.4-36	Tractor
36	36xW11	TL	1	N	12.4-36	combine harvester
36	36xW12	TL	1	N	13.6-36	Tractor
36	36xW12	TL	1	N	13.6-36	combine harvester
38	38xW10	TL	1	N	11.2-38	Tractor
38	38xW10	TL	1	N	11.2-38	combine harvester
38	38xDW10	TL	1	N	11.2-38	Tractor
38	38xDW10	TL	1	N	11.2-38	combine harvester
38	38xW11	TL	1	N	12.4-38	Tractor
38	38xW11	TL	1	N	12.4-38	combine harvester
38	38xDW11	TL	1	N	12.4-38	Tractor
38	38xDW11	TL	1	N	12.4-38	combine harvester
38	38xW12	TL	1	N	13.6-38	Tractor
38	38xW12	TL	1	N	13.6-38	combine harvester
38	38xDW12	TL	1	N	13.6-38	Tractor
38	38xDW12	TL	1	N	13.6-38	combine harvester
38	38xW13	TL	1	N	14.9-38	Tractor
38	38xW14	TL	1	N	16.9-38	Tractor
38	38xW14	TL	1	N	16.9-38	combine harvester
38	38xDW14	TL	1	N	16.9-38	Tractor
38	38xDW14	TL	1	N	16.9-38	combine harvester
38	38xW15L	TL	1	N	16.9-38	Tractor
38	38xW15L	TL	1	N	16.9-38	combine harvester
38	38xDW15	TL	1	N	16.9-38	Tractor
38	38xDW15	TL	1	N	16.9-38	combine harvester
38	38xW16L	TL	1	N	18.4-38	Tractor
38	38xW16L	TL	1	N	18.4-38	combine harvester
38	38xW18L	TL	1	N	20.8-38	Tractor
38	38xW18L	TL	1	N	20.8-38	combine harvester
40	40xW10	TL	1	N	11.2-40	Tractor
40	40xW10	TL	1	N	11.2-40	combine harvester

40	40xW11	TL	1	N	11.2-40	Tractor
40	40xW11	TL	1	N	11.2-40	combine harvester
40	40xW12	TL	1	N	13.6-40	Tractor
40	40xW12	TL	1	N	13.6-40	combine harvester
40	40xW13	TL	1	N	14.9-40	Tractor
40	40xW13	TL	1	N	14.9-40	combine harvester
40	40xW14	TL	1	N	16.9-40	Tractor
40	40xW14	TL	1	N	16.9-40	combine harvester
40	40xW15	TL	1	N	16.9-40	Tractor
40	40xW15	TL	1	N	16.9-40	combine harvester
40	40xW16	TL	1	N	18.4-40	Tractor
40	40xW16	TL	1	N	18.4-40	combine harvester
42	42xW10	TL	1	N	11.2-42	Tractor
42	42xW10	TL	1	N	11.2-42	combine harvester
42	42xW12	TL	1	N	13.6-42	Tractor
42	42xW12	TL	1	N	13.6-42	combine harvester
42	42xW15L	TL	1	N	16.9-42	Tractor
42	42xW15L	TL	1	N	16.9-42	combine harvester
42	42xDW15	TL	1	N	16.9-42	Tractor
42	42xDW15					

FORKLIFT WHEEL



No.	Rim Size	2 PC	3 PC	4 PC
1	3.00D-8	✓	✓	✓
2	4.33R-8	✓	✓	
3	4.00E-9	✓	✓	✓
4	6.00E-9		✓	✓
5	5.00F-10	✓		✓
6	6.50F-10	✓		✓
7	5.00S-12	✓		✓
8	8.00G-12	✓		

NO.	Wheel Size	Tyre Size	Hole NO.	BCD(mm)	Offset
1	6.5-10	23×9-10	5	110	32
2	6.5-10	23×9-10	6	102.5	35
3	8.0×12	27×9-12	10	176	-6
4	6.00GS-15	7.50-15	10	171,176	123
5	6.50-15	8.25-15	6	165	77
6	6.50-15	8.25-15	6	200	74
7	6.50-15	8.25-15	10	240	135
8	6.50-15	8.25-15	8	190	31.5
9	6.50-15	8.25-15	10	176	139
10	6.50-15	8.25-15	6	161	-10
11	6.50-15	8.25-15	8	240	128.5
12	6.50-15	8.25-15	8	199	33
13	7.00T-15	28×9-15	6	150	-20.77
14	7.00T-15	28×9-15	5	180	-5
15	7.00T-15	28×9-15	8	165	0
16	7.00T-15	28×9-15	6	170	0
17	8.00V-15	300-15	6	200	70
18	6.50-20	8.25-20	6	355	125
19	6.50-20	8.25-20	8	324	125
20	7.00T-20	9.00-20	12	353	135
21	8.50-20	12.00-20	10	281	33.3
22	8.50-20	12.00-20	16	320	187
23	9.00-15	315/70-15	8	221	15
24	9.75-15	355/65-15	10	176	25
25	10.00-20	14.00-20	10	281	70
26	10.00-24	14.00-24	12	371	195
27	11.00-15	22×13-15	10	175	-7
28	11.00-20	15.00-20	9	202	-40



Web : WWW.TRUCKWHEEL.COM

E-mail : Info@truckwheel.com

WhatsApp: +86 135 6227 9801

Tel: 86-0546-7793258

Address : Xishui Industrial zone ,Guangrao,Dingying,Shandong

